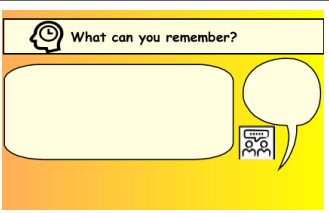


What can you remember?



Slide 1
Recap

This slide features a yellow background with a white rounded rectangle for notes. At the top left, there is a thought bubble icon and the text 'What can you remember?'. At the bottom right, there is a small icon of a person writing.

Writing to entertain

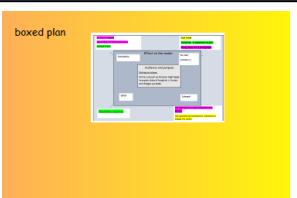
lesson 1

I can

Slide 2
Title page

This slide has a yellow background with a white rounded rectangle for notes. At the top left, there is a smiley face icon and the text 'Writing to entertain'. Below that, it says 'lesson 1' and 'I can'. At the bottom, there is a small icon of a person writing.


boxed plan



Slide 3
Boxed plan

This slide has a yellow background with a white rounded rectangle for notes. At the top left, it says 'boxed plan'. The main content is a small image of a boxed plan diagram. At the bottom, there is a small icon of a person writing.


Review



Slide 6
Lesson review

This slide has a yellow background with a white rounded rectangle for notes. At the top left, there is a circular arrow icon and the text 'Review'. The main content is a small image of a lesson review diagram. At the bottom, there is a small icon of a person writing.

Teach

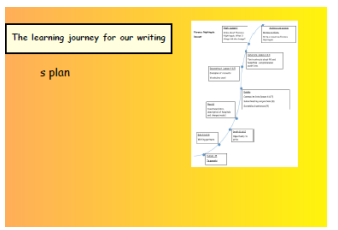


Slide 5
Teach

This slide has a yellow background with a white rounded rectangle for notes. At the top left, there is a person icon and the text 'Teach'. The main content is a small image of a teach diagram. At the bottom, there is a small icon of a person writing.

The learning journey for our writing

s plan



Slide 4
'S' plan

This slide has a yellow background with a white rounded rectangle for notes. At the top left, it says 'The learning journey for our writing' and 's plan'. The main content is a small image of an 'S' plan diagram. At the bottom, there is a small icon of a person writing.