




Year 2 Curriculum – Summer 2




Our Primary Texts

Writing Units:



Jim and the Beanstalk

Illustrated History of GFOL



Whole Class Reading:



Vlad and the GFOL

The Magic of Trees

The Pea and the Princess



Grammar Coverage –

- Different sentence types
- Expanded noun phrases
- Adverbials
- Paragraphs
- Conjunctions
- Commas in a list
- Apostrophes for possession and contraction

Writing


Purpose –

Writing to Inform – To write a recount about the Great Fire of London

Writing to Entertain – A my beanstalk



DEAR Texts



No Outsiders – Amazing by Steve Anthony



Science Growing Up



- Parent and offspring
- Life cycle of humans
- Life cycles of different mammals
- Life cycles of amphibians
- Life cycle of a butterfly
- Recognising patterns between life cycles of different animals
- What can we do for wildlife and what can wildlife do for us?

History



Great Fire of London –

Why did London burn?

- Discover how the Great Fire of London Started
- Use evidence to find out what happened during the Great Fire.
- Explore action taken to put out the fire.
- Explain why the fire burnt down so many houses.
- Understand how people were impacted by the fire.
- Find out about Samuel Pepys and his account of the Great Fire
- Explore how the Great Fire changed the way people live today.

Spellings



- Spellings and concepts that need to be secured
- Homophones
- Sound spelt 'o'
- Sounds spelt 'il'
- Year 2 Common Exception Words

Maths



- Tell the time to o'clock, half past, quarter past and to.
- Tell the time to the hour.
- Tell the time to 5 minutes
- Statistics – draw and interpret data using tally charts, pictograms, block diagrams and tables.
- Position and direction – describe different turns and the position of different objects including shapes.
- Consolidation of Year 2 concepts.

Design & Technology



Cooking and Nutrition

Learning about food groups and a balanced diet.

Designing, making and evaluating recipes for a wrap.

PSHE – Economic Wellbeing



- Where does money come from?
- Exploring needs and wants
- Bank cards and accounts
- My skills and talents
- Everyone is welcome
- Transition lesson



Music

Musical Me

Pitch

- Explore the song 'Once a Man Fell in a Well', playing it using tuned percussion and reading simple symbols representing pitch.

RE



1.10 Who is a Sikh and what how do they live?

Physical Education



PE will take place on **Wednesday**.

This term we will be covering Cricket/Rounders.

Computing



This term's focus is Presenting Ideas

- To understand that ideas can be organised and presented using a concept map.
- To research an area of interest.
- To use a concept map to present ideas to others.

Forest School will be on

Monday



Work with your child to learn the tricky words from the Year 2 spelling list.

Things you can do at home

Practise Maths Skills:

Practise recall of 2, 5 and 10 times tables and related division facts.

Practise telling the time on an analogue clock.


Practise adding and subtracting within 100.



Read for pleasure.

Read for pleasure (both your child reading to you and you reading to your child).

Aim to read at least 3 times per week (little and often is best)



Dojo

Check Dojo for messages and insight into what we are up to.